

TARSO® OPEN TOE BOOTS

Recommended for use in Ponseti Method of treating clubfoot.

A



A. TARSO MEDIUS® STRAIGHT LAST WITH STRAP

TM-1644 0000, 000, 00, 0, 1, 1½, 2, 2½, N & M

3, 3½, 4, 4½, 5, 5½, 6

TM-2644 6½, 7, 7½, 8 N & M

TM-2644 8½, 9, 10, 11, 12 M

Splint Adaptor Receptacles • Half Pairs Available • Cement Construction

B



B. TARSO MEDIUS® STRAIGHT LAST OPEN TOE & OPEN HEEL WITH STRAP

TM-1645 0000, 000, 00, 0, 1, 1½, 2, 2½, N & M

3, 3½, 4, 4½, 5, 5½, 6

TM-1645 0000, 000, 00, 0, 1 W

Splint Adaptor Receptacles • Full Pairs Only • Cement Construction

The built-in features in the above two models work to hold the foot firmly yet gently, with the heel seated down in the shoe. When the strap is snugly secured across the baby's instep, and the boot is laced tightly, the heel and ankle are locked in place, preventing them from slipping, rubbing, and blistering.

C



C. TARSO PRONATOR® FULL ABDUCTION LAST WITH STRAP

TP-1934 0000, 000, 00, 0, 1, N & M

1½, 2, 2½, 3, 3½, 4, 4½, 5

Splint Adaptor Receptacles • Half Pairs Available • Cement Construction

FITTING SUGGESTIONS

Tarso Open Toe Boots should be fitted somewhat shorter than comparable closed toe types - often a full size shorter. For your guidance, please refer to our Tarso Fitting Scale.

It shows the actual insole length of each open toe boot size.

Tarso Open Toe Boots are designed to be used to help maintain correction in babies with Clubfoot and Metatarsus Adductus. Tarso Open Toe Boots are made on both our Tarso Medius straight last and our Tarso Pronator full abduction last.

With the growing widespread use of the Ponseti Method of treating Clubfoot, Markell Shoe Company is pleased to offer two models of our Tarso Medius Straight Last Boot. These Tarso Medius Straight Last Boots have been specially constructed and provide superior comfort and support for babies' tender feet. Since newborns treated using the Ponseti Method are ready for shoes and a bar as early as age 6-8 weeks, we offer Tarso Medius Straight Last Boots as small as 0000 (see sizing chart).

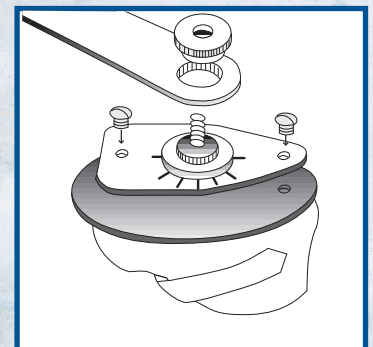
Model 1644 and 2644 are Symmetrical Straight Last Boots, made with soft tanned lambskin, a well defined heel pocket, soft rolled top line and special built-in padding at the back of the boot and under the tongue. These boots are made in a full range of sizes, from 0000 for newborns, up to size 12 for older children.

Model 1645 is a Tarso Medius Straight Last Boot with both an open toe and heel. This newly designed boot is made with the younger clubfoot patient in mind. Young infants with atypical or hyper-sensitive feet, can sometimes experience difficulty in adjusting to boots and bars after serial casting. For these young clubfoot patients, we have designed our 1645 boot with a special cut-out in the heel, to help see that the heel is down in the correct position, to help relieve pressure, and also to better hold the foot and prevent slipping, pulling out, and blistering. Model 1645 is made in sizes 0000 to 6 in Narrow and Medium and sizes 0000 to 1 in Wide, to accommodate the full range of infants with slender, normal, or pudgy feet.

Tarso Pronator style 1934 is made on a special full abduction last, which has a more pronounced curvature than our closed toe boots. The full abduction last is made to provide maximum correction for the patient with Metatarsus Adductus, and also for the corrected Clubfoot.

THE TARSO SPLINT ADAPTOR

All Open Toe Boots have two plated steel screw receptacles set flush in the bottom of each shoe so that splints or other appliances can be fastened directly to the shoe bottom without rivets or clamps. Four special screws are supplied on request with each pair of open toe boots. All of the bars with foot plates that we supply, will mount to any of our open toe boots.



MARKELL

504 Saw Mill River Road • Yonkers, NY 10701 • Phone: 914-963-2258 • Fax: 914-963-9293 • www.markellshoe.com

TARSO CLUBFOOT AFO by MARKELL

A semi-rigid AFO for use in the Ponseti Method of Clubfoot Treatment

TREATMENT OF IDIOPATHIC CLUBFOOT

The Ponseti Method has become the worldwide standard of care for the treatment of idiopathic clubfoot. It consists of a series of long leg casts and a percutaneous tenotomy followed by an extended period of bracing to maintain correction.

THE BRACING PHASE

The all important bracing phase of treatment is implemented after the baby comes out of the last cast. During this phase of treatment it is essential that the feet be maintained in corrected position to prevent a relapse from occurring. The Ponseti Method of treatment requires that bracing of the feet in corrected position be continued until 4 to 5 years of age.

THE TARSO CLUBFOOT AFO

PROVIDES THE FOLLOWING FEATURES:

- Symmetrical shape for use on either foot.
- Semi-Rigid Construction with soft lambskin lining.
- Convenient reversible hook and loop closures at top and bottom.
- Strong secure buckle and strap with dorsal pad to lock the foot down and hold it in place.
- Rigid base plates with threaded receptacles for mounting to the Dobbs Dynamic Clubfoot Bar, Horton Click Bar, or traditional Denis Browne abduction bars.



TARSO CLUBFOOT AFO

1646 0000, 000, 00, 0, 1, 2, 3, 4, 5, 6

2646 7, 8, 9

Suggested L Code: L1930* X 2

*The final and sole responsibility for the correct coding, within established laws, rules, and standards of products, rests upon the party submitting the claim.

MARKELL

504 Saw Mill River Road • Yonkers, NY 10701 • Phone: 914-963-2258 • Fax: 914-963-9293 • www.markellshoe.com

ADJUSTABLE QUICK RELEASE BARS

Recommended for use in Ponseti Method of treating clubfoot.

A.



A. THE QUICK RELEASE DOBBS BAR

270 AJQ Small 7" thru 9"

270 AJQ Regular 9" thru 14"

Suggested L Codes: L2300 x 1, L2768 x 2



A. THE NEW QUICK RELEASE DOBBS BAR

- Quick release mechanism allows shoes and custom AFO's to snap on and off for diapering, car seats, and highchairs.
- A variable spring reset brings the child's feet back to neutral in a resting position.
- New forefoot extensions keep the brace flat on the floor so the child can stand easily in the brace
- Clear easy to dial degree settings with a simple turn of a screw.
- Lets children kick and move their legs independently while maintaining abduction.
- Independent motion makes it harder to pull out of shoes and reduces irritation.

Just put the open-toe shoes on the child's feet and click them into place on our new Quick Release Dobbs Bar.

B.



B. HORTON CLICK ABDUCTION BAR

250 AKP 68 Quick Release 6"-8" Adjustable Bar with 10 degree Kicker and Screws

250 AKP 812 Quick Release 8"-12" Adjustable Bar with 10 degree Kicker and Screws

Suggested L Codes: L3150 x 1

Quick Release Feature L2768 x 2

B. HORTON CLICK ABDUCTION BAR

The new generation of foot rotation bars

The Horton click is a foot rotation bar that allows the feet to be internally or externally rotated. This bar was designed by an orthotist who understood there was a need for a more patient friendly / orthotist friendly device. The Horton Click is easier to fit on the child because you fit the shoes on independently then click them on the foot rotation bar. This allows for better positioning of the foot in the shoe which prevents the child from being able to kick the shoes off. One of the many advantages of the Horton Click is the ease of dressing the child. With just a click you can quickly remove the bar from the shoes, change the child, and click the shoes back on the bar. The Horton Click is an excellent choice for kids going through the Ponseti protocol for clubfoot treatment.

C.



C. EASY CLICK FOOT ABDUCTION BAR

Two Sizes Available

270 AJZ Small 6" thru 9"

270 AJZ Regular 9" thru 14"

C. EASY CLICK FOOT ABDUCTION BAR

- Easily "Clicks" on and off
- Makes Diapering, Dressing and Car Seats easier
- Adjustable width "grows with your child"
- Interchangeable shoe plates for 10 degree dorsiflexion

MARKELL

DENIS BROWNE SPLINTS

Recommended for use in Ponseti Method of treating clubfoot.

The **Ponseti Method** calls for "foot abduction bracing" after the deformities have been corrected by serial casting and tenotomy. The "Foot Abduction Brace" consists of Markell Open Toe Straight Last Boots mounted on a Denis Browne Bar Splint. Correction is maintained by holding both feet in an abducted position, **shoulder width apart**, in boots which are mounted to a splint with foot plates. Markell offers Denis Browne Splints with foot plates in either fixed or adjustable bar lengths. All of the Denis Browne Splints with foot plates come with two pre-drilled holes in the plate for easy mounting to the screw receptacles in our open toe boots, using our splint adaptor screws.

A. STANDARD SPLINT

140-DB - Denis Browne Type - With foot plates. Made of quality 24ST aluminum Alloy. Gold anodized bar. Bar sizes: 6,7,8,9,10, and 12.

All foot plates have two large pre-drilled holes for splint adaptor screws, and have protractors ruled in 5 degree increments and clearly labeled with the most widely used settings of 45 and 70 degrees.

B. TARSO ADJUSTABLE

BAR SPLINT WITH PLATES

240 AJP **Medium:** 6 to 10 Inches of heel separation in three steps

Large: 10-14 Inches of heel separation in three steps

Plates and 1 inch knurled nuts are the same as for 140-DB Standard Splint.

C. 165 FPL FILLAUER PLATE SPLINTS

Red anodized aluminum bar.

BAR LENGTHS: 4, 5, 6, 7, 8, 9, 10, 12, 14, 16 inches.

FILLAUER PARTS: Fillauer bars, clamps, hex nuts and plates are available separately. They do not interchange with Tarso Splint parts.

D. 265 AJP FILLAUER

ADJUSTABLE PLATE SPLINTS

Red anodized aluminum bar.

BAR LENGTHS: 7" to 11" and 9 to 15".

FILLAUER PARTS: Fillauer bars, clamps, hex nuts, barrel clamps, allen wrenches, and plates are available separately. They do not interchange with Tarso Splint parts.

E. 164 FIL FILLAUER CLAMP SPLINTS

Red anodized aluminum bar.


BAR LENGTHS: 4, 5, 6, 7, 8, 9, 10, 12, 14, 16 inches.

F. 264 AJC FILLAUER

ADJUSTABLE CLAMP SPLINTS


Red anodized aluminum bar.

BAR LENGTHS: 7" to 11" and 9 to 15".



The newly re-designed Tarso Adjustable Bar Splints provide the three most commonly prescribed settings in each of two age/size ranges. Heel separation is set precisely to the optimum position for the individual patient, and may be reset during treatment. Splint stocking is simplified, since two sizes satisfy most prescriptions.

Note: The settings on each adjustable bar denote inches of heel separation with the feet set at 45-70 degrees of external rotation.



MARKELL

504 Saw Mill River Road • Yonkers, NY 10701 • Phone: 914-963-2258 • Fax: 914-963-9293 • www.markellshoe.com